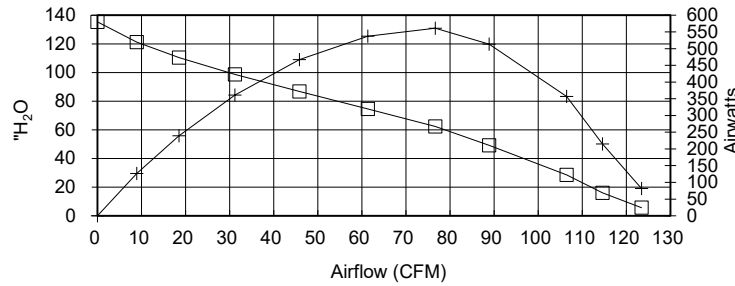



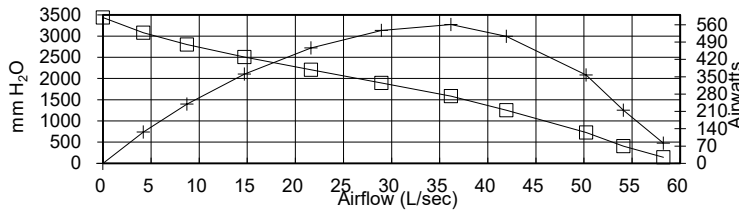
6500-288
AIRFLOW
PERFORMANCE

Volts = 120



ORIFICE (Inches)	SUCTION (InH ₂ O)	INPUT WATTS	AMPS	RPM'S	CORR. SUCTION (InH ₂ O)	AIR FLOW (CFM)	CORR. INPUT WATTS	AIR WATTS	H.P.	OVERALL EFF.(%)
2	5.44	1414	12.2	24,273	5.6	123.4	1454	81.77	0.110	5.62
1.5	15.38	1426	12.3	24,284	16.0	114.6	1466	214.66	0.288	14.65
1.25	27.53	1434	12.4	24,287	28.6	106.4	1475	356.81	0.478	24.20
1	47.45	1433	12.4	24,214	49.2	88.8	1473	513.30	0.688	34.84
0.875	60.13	1408	12.2	24,442	62.4	76.6	1448	561.06	0.752	38.74
0.75	71.91	1362	11.7	24,952	74.6	61.4	1401	537.27	0.720	38.36
0.625	83.68	1291	11.1	25,869	86.8	45.8	1327	466.82	0.626	35.18
0.5	95.09	1196	10.2	27,093	98.7	31.2	1229	360.94	0.484	29.36
0.375	106.34	1092	9.3	28,728	110.3	18.5	1123	239.64	0.321	21.34
0.25	116.88	1002	8.5	30,387	121.3	8.9	1030	126.59	0.170	12.29
0	130.42	933	7.9	31,862	135.3	0.0	959	0.00	0.000	0.00

POLYNOMIAL PEAK AIRWATTS: **560.19**



<i>Metric Data</i>					CORR. SUCTION	AIR FLOW	CORR. INPUT	AIR	H.P.	OVERALL
ORIFICE (mm)	SUCTION (mm H ₂ O)	INPUT WATTS	AMPS	RPM'S	(mm H ₂ O)	(L/sec)	WATTS	WATTS		EFF.(%)
50.8	138	1414	12.2	24,273	143	58.3	1454	81.8	0.110	5.62
38.1	391	1426	12.3	24,284	405	54.1	1466	214.7	0.288	14.65
31.8	699	1434	12.4	24,287	726	50.2	1475	356.8	0.478	24.20
25.4	1205	1433	12.4	24,214	1251	41.9	1473	513.3	0.688	34.84
22.2	1527	1408	12.2	24,442	1585	36.2	1448	561.1	0.752	38.74
19.1	1826	1362	11.7	24,952	1895	29.0	1401	537.3	0.720	38.36
15.9	2125	1291	11.1	25,869	2205	21.6	1327	466.8	0.626	35.18
12.7	2415	1196	10.2	27,093	2506	14.7	1229	360.9	0.484	29.36
9.5	2701	1092	9.3	28,728	2803	8.7	1123	239.6	0.321	21.34
6.4	2969	1002	8.5	30,387	3080	4.2	1030	126.6	0.170	12.29
0.0	3313	933	7.9	31,862	3437	0.0	959	0.0	0.000	0.00

POLYNOMIAL PEAK AIRWATTS: **560.19**

ORIFICE (mm)	SUCTION (kPa)	INPUT WATTS	AMPS	RPM'S	CORR. SUCTION (kPa)	AIR FLOW (cu m/h)	CORR. INPUT WATTS	AIR WATTS	H.P.	OVERALL EFF.(%)
50.8	1.355	1414	12.2	24,273	1.41	209.73	1454	81.8	0.110	5.62
38.1	3.831	1426	12.3	24,284	3.98	194.74	1466	214.7	0.288	14.65
31.8	6.857	1434	12.4	24,287	7.12	180.84	1475	356.8	0.478	24.20
25.4	11.818	1433	12.4	24,214	12.26	150.95	1473	513.3	0.688	34.84
22.2	14.977	1408	12.2	24,442	15.54	130.20	1448	561.1	0.752	38.74
19.1	17.910	1362	11.7	24,952	18.58	104.25	1401	537.3	0.720	38.36
15.9	20.842	1291	11.1	25,869	21.63	77.84	1327	466.8	0.626	35.18
12.7	23.685	1196	10.2	27,093	24.58	52.96	1229	360.9	0.484	29.36
9.5	26.485	1092	9.3	28,728	27.48	31.45	1123	239.6	0.321	21.34
6.4	29.110	1002	8.5	30,387	30.21	15.11	1030	126.6	0.170	12.29
0.0	32.484	933	7.9	31,862	33.71	0.00	959	0.0	0.000	0.00

POLYNOMIAL PEAK AIRWATTS: **560.19**

Standard performance data is typical for a motor from a large production quantity. An individual motor's performance will vary due to normal manufacturing variations. Test standards @ 120 volts, corrected to standard atmospheric conditions: Minimum sealed vacuum = 121.80 inH₂O, 3094 mmH₂O or 30.34 Pa, Maximum open watts = 1643 watts.

Models:

6500-288
 6500-296
 6500-316
 6500-317
 6500-320
 6500-323
 6500-339
 6500-343
 6500-354

